

How Has the Share of Fourth Grade Students Who Are Proficient Readers Changed in States That Have a Mandated Curriculum?

In “[Which States Have Passed ‘Science of Reading’ Laws? What’s in Them?](#)” Education Week¹ identifies 30 states and the District of Columbia that have mandated curriculum as part of “Science of Reading” laws. Using the National Assessment of Educational Progress (NAEP), 2011-2024 Reading Assessments data,² we assess the change in reading proficiency among Grade 4 students those states.

As seen in the charts presented here, there is no clear pattern to the trends in the share of Grade 4 students who are proficient readers. There is no evidence that these mandates have led to more students being proficient readers. An analysis of the NAEP data suggests that:

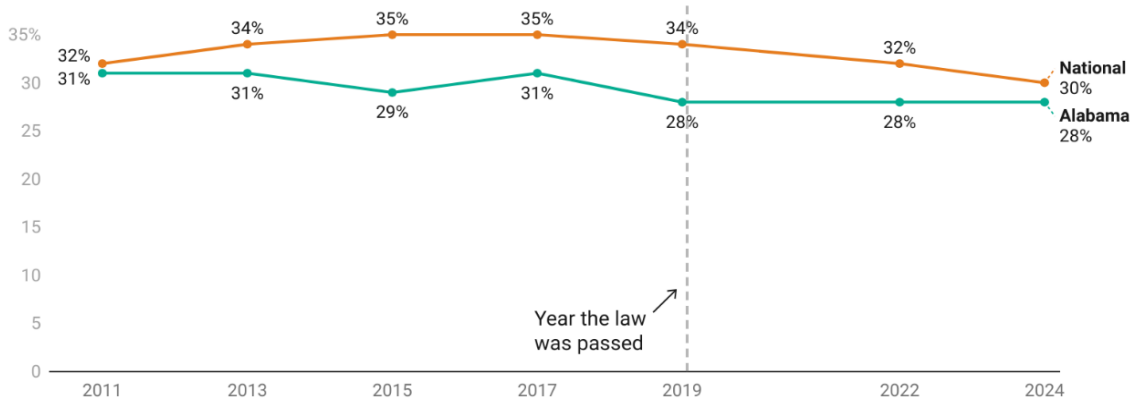
- In some states, the trends of students becoming proficient readers were worse than the nation after the enactment of these laws.
- In a comparable number of states, the trends of students becoming proficient readers were better than the nation after the enactment of these laws.
- In some states, the trends of students becoming proficient readers were essentially the same as the nation after the enactment of these laws.

The data for all of these states is provided below.

¹ Schwartz, Sarah. (2022, July 20). Which States Have Passed ‘Science of Reading’ Laws? What’s in Them? Education Week. Retrieved September 25, 2025 from <https://www.edweek.org/teaching-learning/which-states-have-passed-science-of-reading-laws-whats-in-them/2022/07>

² U.S. Department of Education, Institute of Education Sciences, National Center for Education Statistics, National Assessment of Educational Progress (NAEP), 2011, 2013, 2015, 2017, 2019, 2022, and 2024 Reading Assessments. <https://www.nationsreportcard.gov/ndecore/landing>

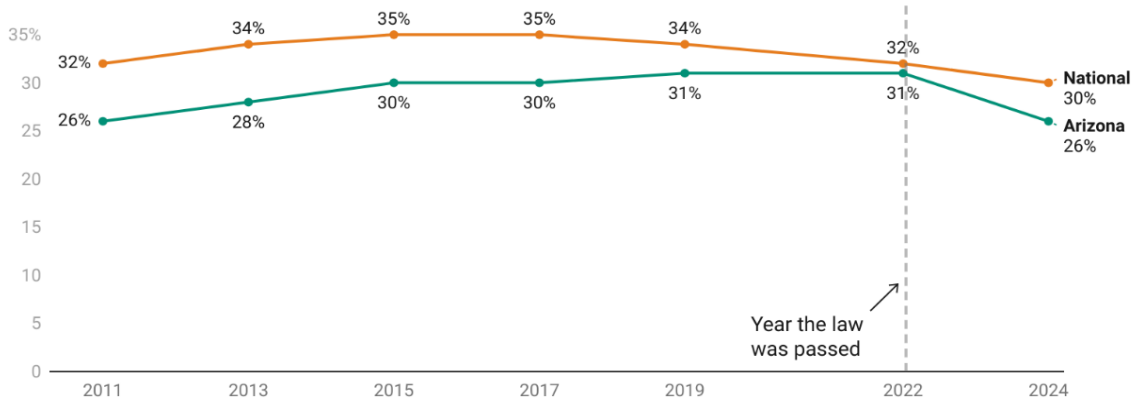
Share of students who are proficient readers: Grade 4 in Alabama and the US



Results presented in this report are based on public school students only.

Chart: Massachusetts Teachers Association • Source: U.S. Department of Education, Institute of Education Sciences, National Center for Education Statistics, National Assessment of Educational Progress (NAEP), 2011–2024 Reading Assessments. • Created with Datawrapper

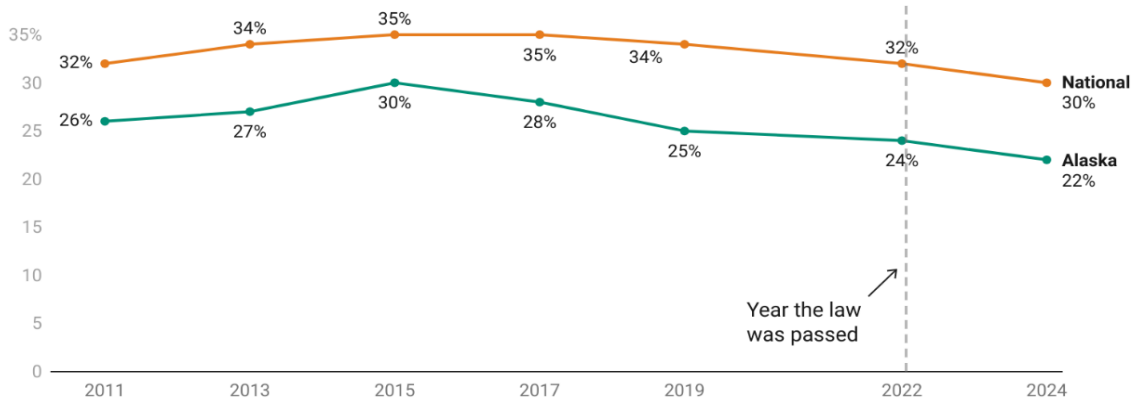
Share of students who are proficient readers: Grade 4 in Arizona and the US



Results presented in this report are based on public school students only.

Chart: Massachusetts Teachers Association • Source: U.S. Department of Education, Institute of Education Sciences, National Center for Education Statistics, National Assessment of Educational Progress (NAEP), 2011–2024 Reading Assessments. • Created with Datawrapper

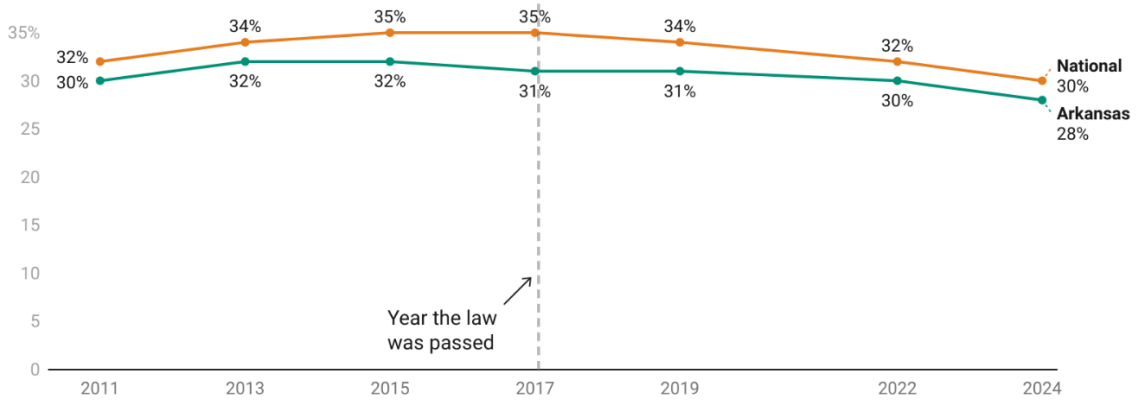
Share of students who are proficient readers: Grade 4 in Alaska and the US



Results presented in this report are based on public school students only.

Chart: Massachusetts Teachers Association • Source: U.S. Department of Education, Institute of Education Sciences, National Center for Education Statistics, National Assessment of Educational Progress (NAEP), 2011–2024 Reading Assessments. • Created with Datawrapper

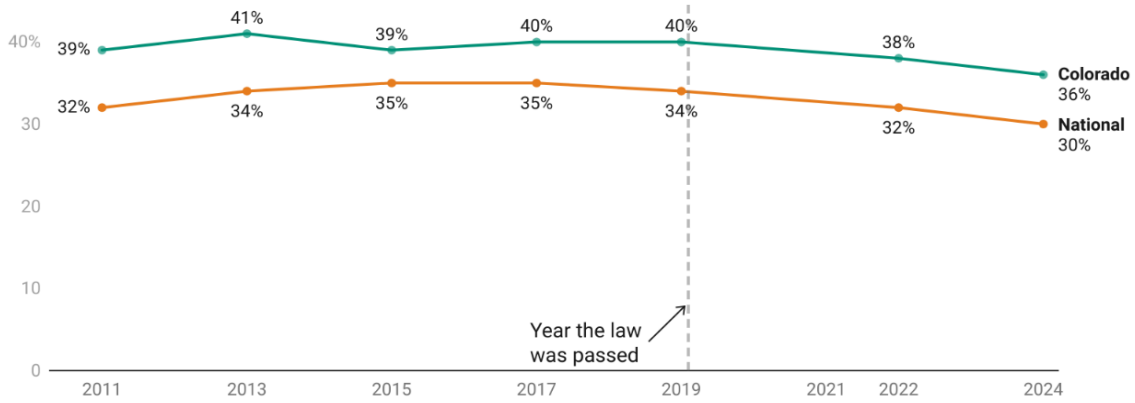
Share of students who are proficient readers: Grade 4 in Arkansas and the US



Results presented in this report are based on public school students only.

Chart: Massachusetts Teachers Association • Source: U.S. Department of Education, Institute of Education Sciences, National Center for Education Statistics, National Assessment of Educational Progress (NAEP), 2011–2024 Reading Assessments. • Created with Datawrapper

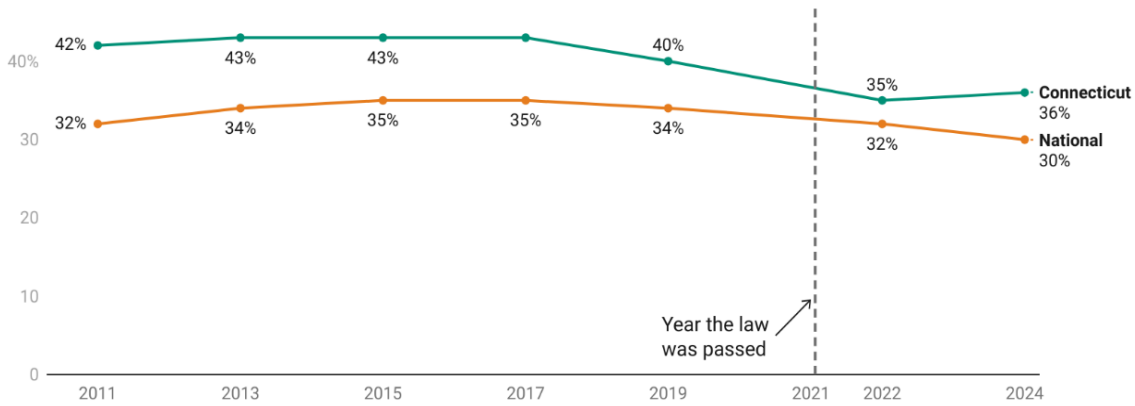
Share of students who are proficient readers: Grade 4 in Colorado and the US



Results presented in this report are based on public school students only.

Chart: Massachusetts Teachers Association • Source: U.S. Department of Education, Institute of Education Sciences, National Center for Education Statistics, National Assessment of Educational Progress (NAEP), 2011–2024 Reading Assessments. • Created with Datawrapper

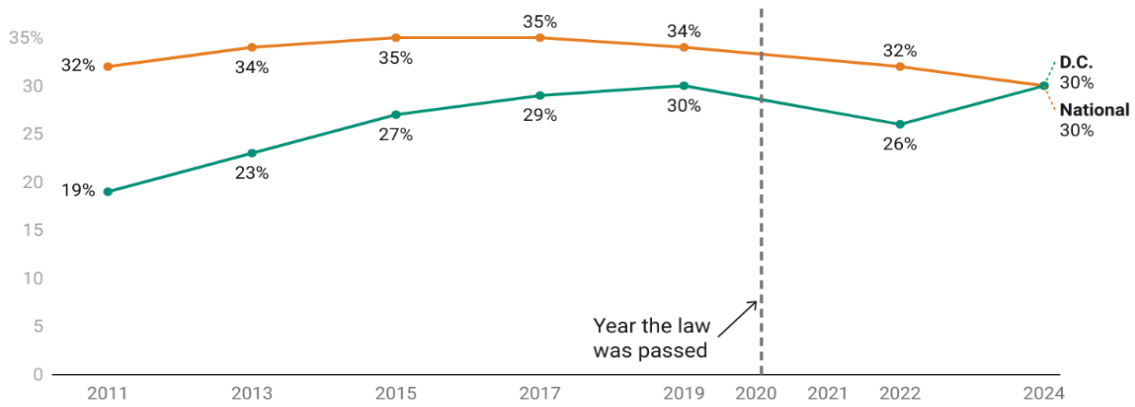
Share of students who are proficient readers: Grade 4 in Connecticut and the US



Results presented in this report are based on public school students only.

Chart: Massachusetts Teachers Association • Source: U.S. Department of Education, Institute of Education Sciences, National Center for Education Statistics, National Assessment of Educational Progress (NAEP), 2011–2024 Reading Assessments. • Created with Datawrapper

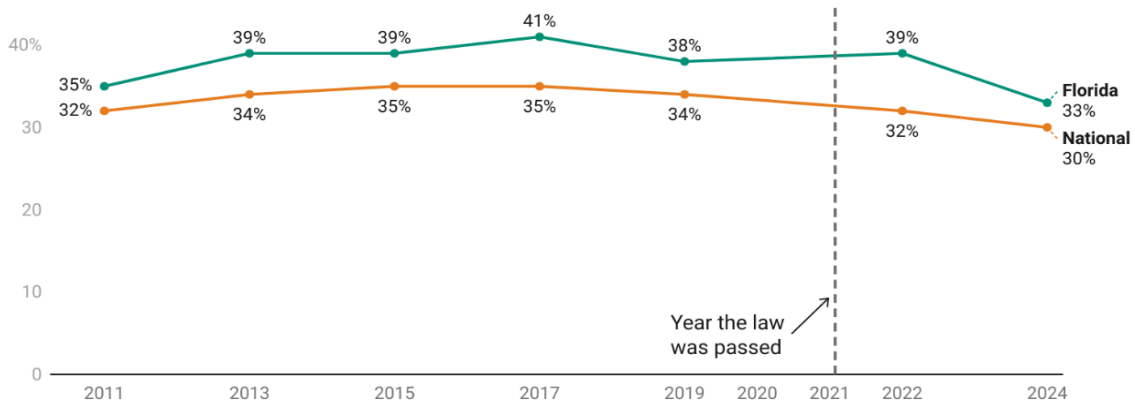
Share of students who are proficient readers: Grade 4 in DC and the US



Results presented in this report are based on public school students only.

Chart: Massachusetts Teachers Association • Source: U.S. Department of Education, Institute of Education Sciences, National Center for Education Statistics, National Assessment of Educational Progress (NAEP), 2011–2024 Reading Assessments. • Created with Datawrapper

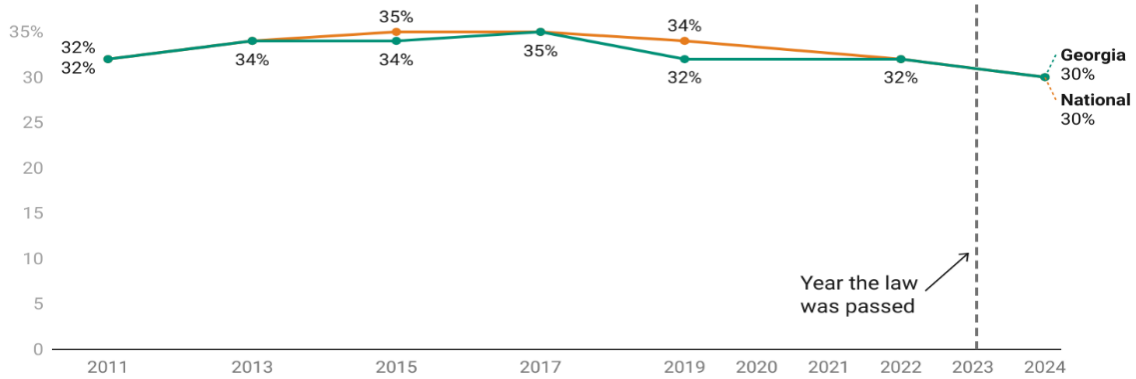
Share of students who are proficient readers: Grade 4 in Florida and the US



Results presented in this report are based on public school students only.

Chart: Massachusetts Teachers Association • Source: U.S. Department of Education, Institute of Education Sciences, National Center for Education Statistics, National Assessment of Educational Progress (NAEP), 2011–2024 Reading Assessments. • Created with Datawrapper

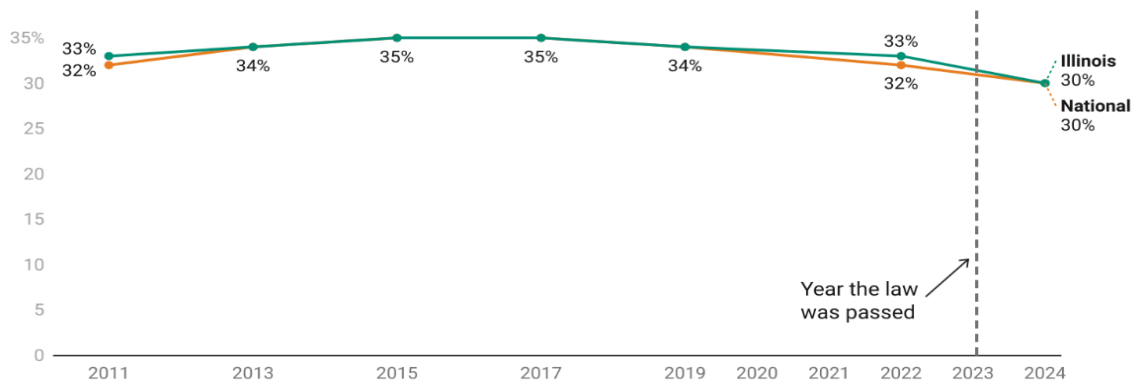
Share of students who are proficient readers: Grade 4 in Georgia and the US



Results presented in this report are based on public school students only.

Chart: Massachusetts Teachers Association · Source: U.S. Department of Education, Institute of Education Sciences, National Center for Education Statistics, National Assessment of Educational Progress (NAEP), 2011–2024 Reading Assessments. · Created with Datawrapper

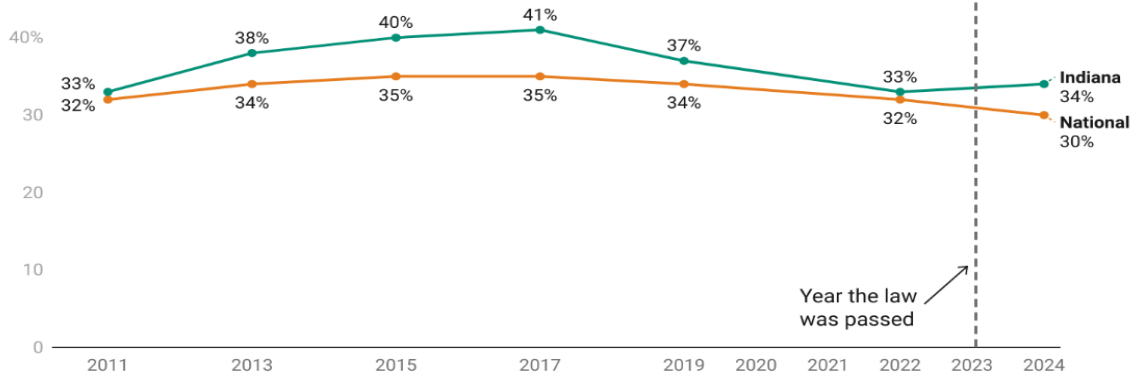
Share of students who are proficient readers: Grade 4 in Illinois and the US



Results presented in this report are based on public school students only.

Chart: Massachusetts Teachers Association · Source: U.S. Department of Education, Institute of Education Sciences, National Center for Education Statistics, National Assessment of Educational Progress (NAEP), 2011–2024 Reading Assessments. · Created with Datawrapper

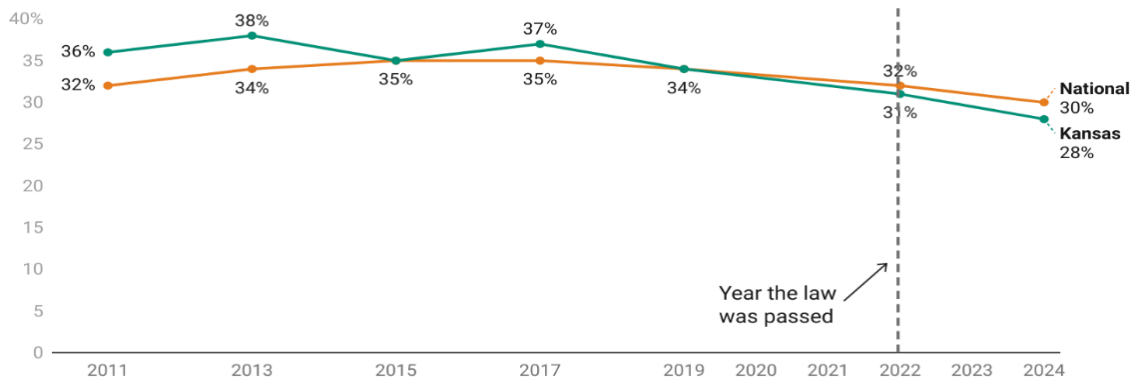
Share of students who are proficient readers: Grade 4 in Indiana and the US



Results presented in this report are based on public school students only.

Chart: Massachusetts Teachers Association • Source: U.S. Department of Education, Institute of Education Sciences, National Center for Education Statistics, National Assessment of Educational Progress (NAEP), 2011–2024 Reading Assessments. • Created with Datawrapper

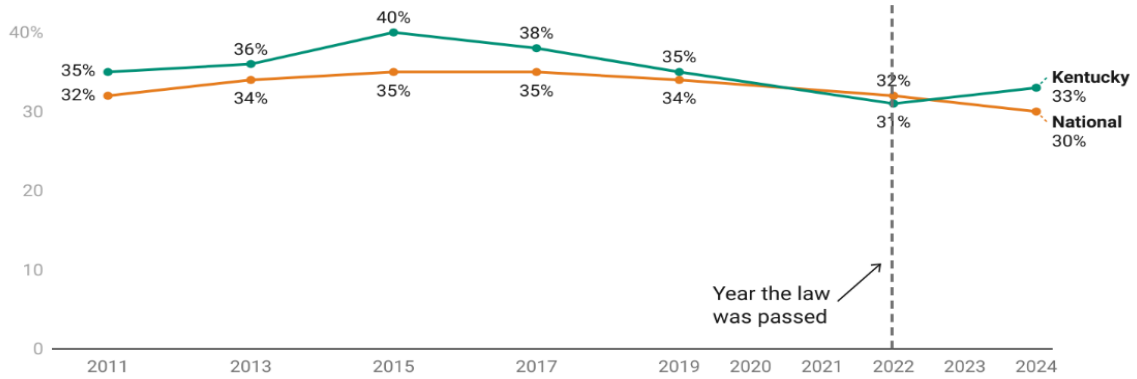
Share of students who are proficient readers: Grade 4 in Kansas and the US



Results presented in this report are based on public school students only.

Chart: Massachusetts Teachers Association • Source: U.S. Department of Education, Institute of Education Sciences, National Center for Education Statistics, National Assessment of Educational Progress (NAEP), 2011–2024 Reading Assessments. • Created with Datawrapper

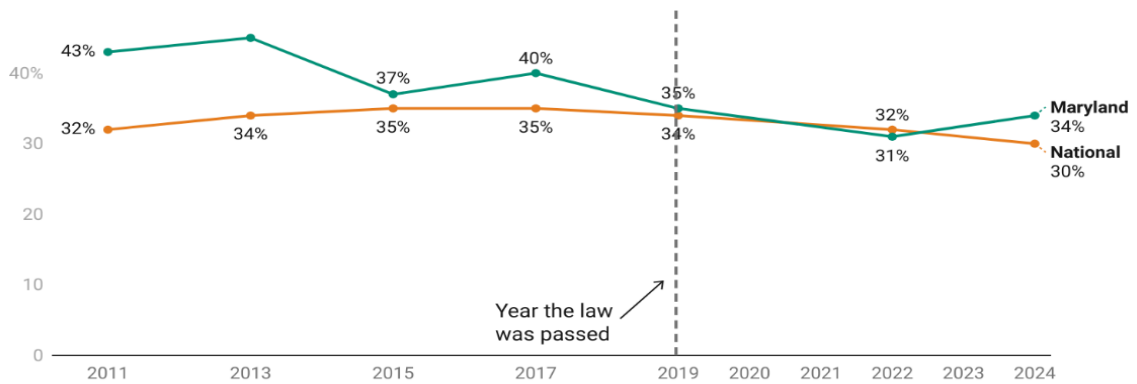
Share of students who are proficient readers: Grade 4 in Kentucky and the US



Results presented in this report are based on public school students only.

Chart: Massachusetts Teachers Association • Source: U.S. Department of Education, Institute of Education Sciences, National Center for Education Statistics, National Assessment of Educational Progress (NAEP), 2011–2024 Reading Assessments. • Created with Datawrapper

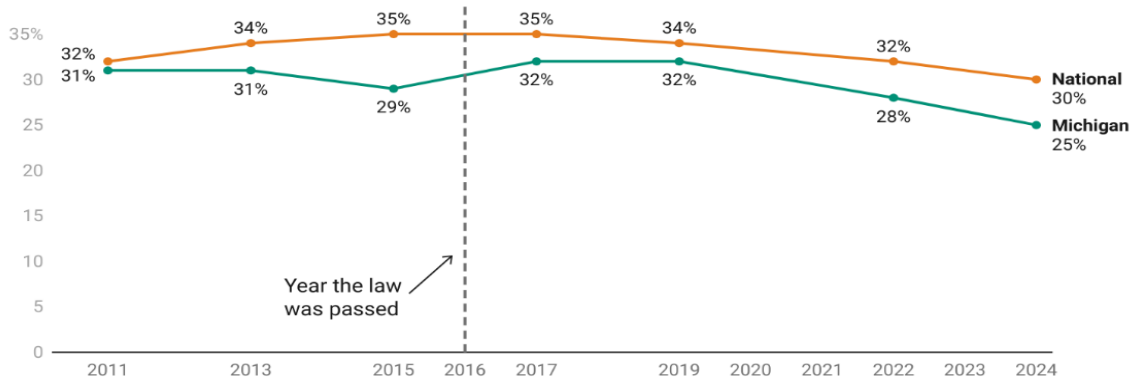
Share of students who are proficient readers: Grade 4 in Maryland and the US



Results presented in this report are based on public school students only.

Chart: Massachusetts Teachers Association • Source: U.S. Department of Education, Institute of Education Sciences, National Center for Education Statistics, National Assessment of Educational Progress (NAEP), 2011–2024 Reading Assessments. • Created with Datawrapper

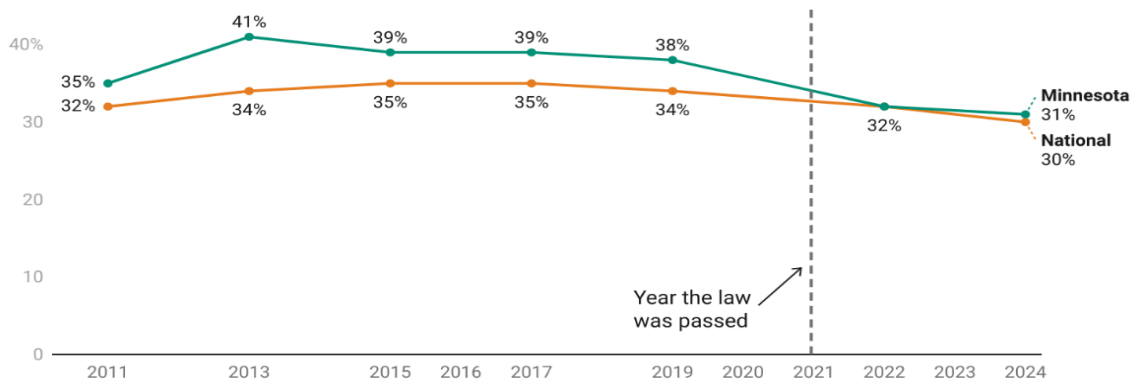
Share of students who are proficient readers: Grade 4 in Michigan and the US



Results presented in this report are based on public school students only.

Chart: Massachusetts Teachers Association • Source: U.S. Department of Education, Institute of Education Sciences, National Center for Education Statistics, National Assessment of Educational Progress (NAEP), 2011–2024 Reading Assessments. • Created with Datawrapper

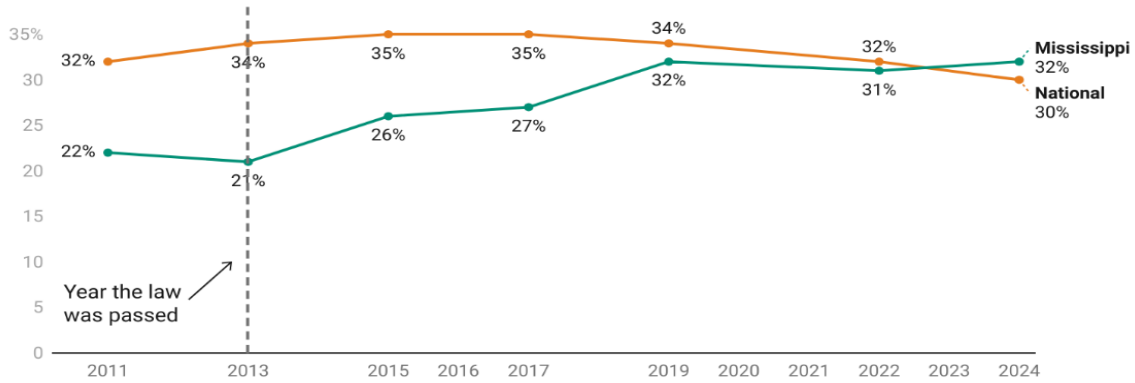
Share of students who are proficient readers: Grade 4 in Minnesota and the US



Results presented in this report are based on public school students only.

Chart: Massachusetts Teachers Association • Source: U.S. Department of Education, Institute of Education Sciences, National Center for Education Statistics, National Assessment of Educational Progress (NAEP), 2011–2024 Reading Assessments. • Created with Datawrapper

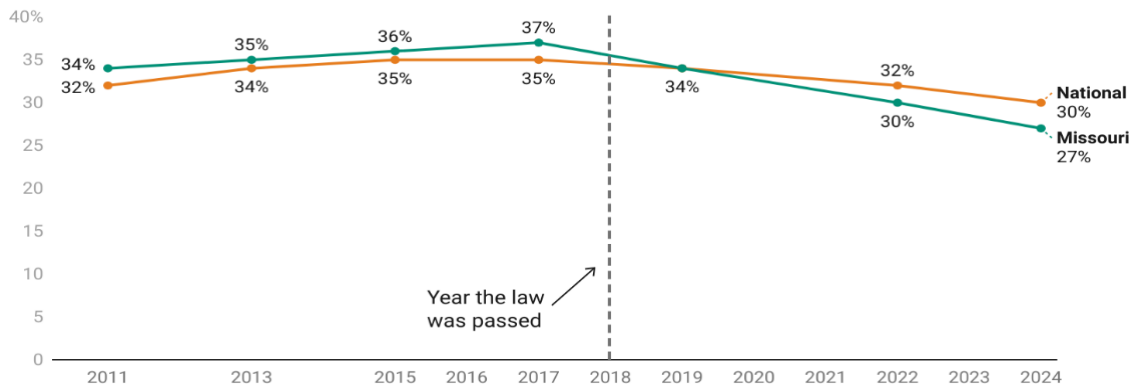
Share of students who are proficient readers: Grade 4 in Mississippi and the US



Results presented in this report are based on public school students only.

Chart: Massachusetts Teachers Association • Source: U.S. Department of Education, Institute of Education Sciences, National Center for Education Statistics, National Assessment of Educational Progress (NAEP), 2011–2024 Reading Assessments. • Created with Datawrapper

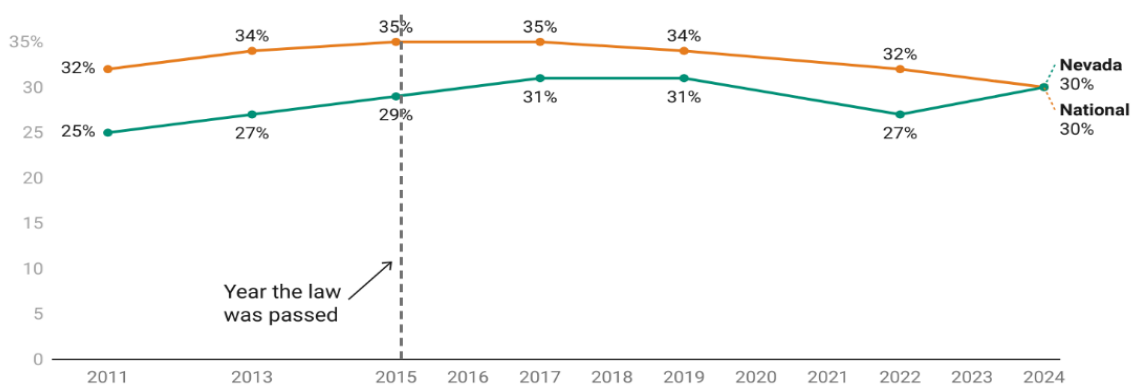
Share of students who are proficient readers: Grade 4 in Missouri and the US



Results presented in this report are based on public school students only.

Chart: Massachusetts Teachers Association • Source: U.S. Department of Education, Institute of Education Sciences, National Center for Education Statistics, National Assessment of Educational Progress (NAEP), 2011–2024 Reading Assessments. • Created with Datawrapper

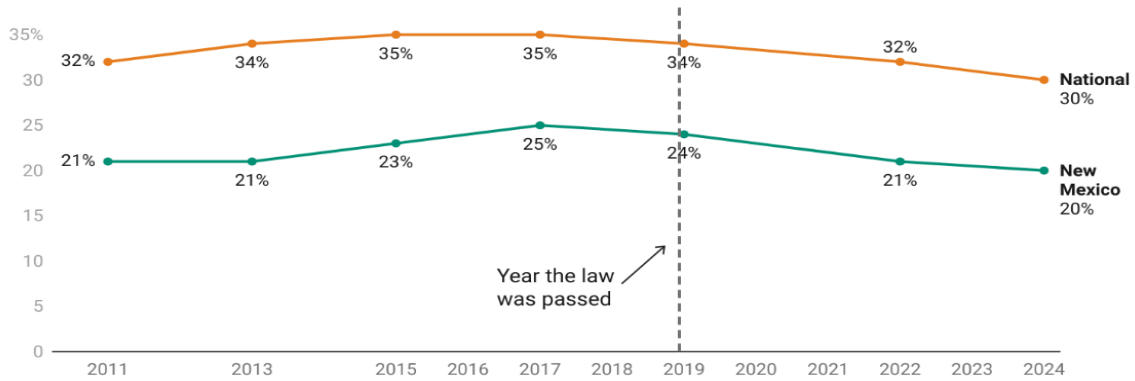
Share of students who are proficient readers: Grade 4 in Nevada and the US



Results presented in this report are based on public school students only.

Chart: Massachusetts Teachers Association • Source: U.S. Department of Education, Institute of Education Sciences, National Center for Education Statistics, National Assessment of Educational Progress (NAEP), 2011–2024 Reading Assessments. • Created with Datawrapper

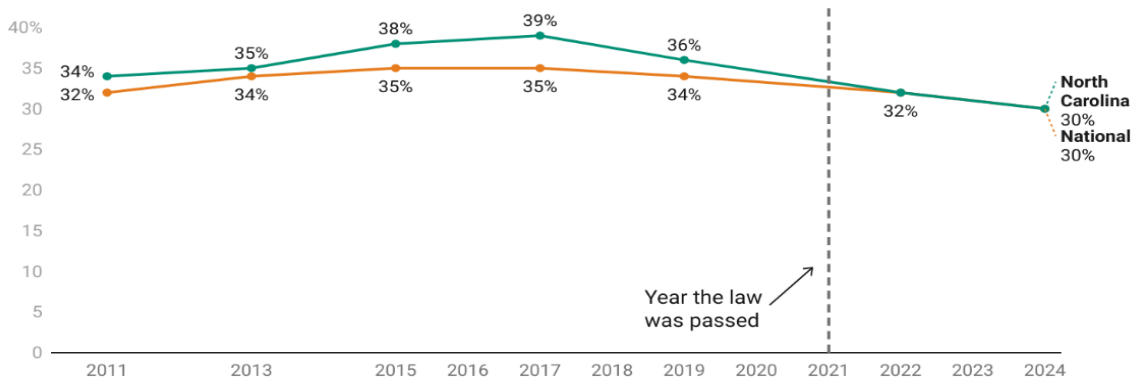
Share of students who are proficient readers: Grade 4 in New Mexico and the US



Results presented in this report are based on public school students only.

Chart: Massachusetts Teachers Association • Source: U.S. Department of Education, Institute of Education Sciences, National Center for Education Statistics, National Assessment of Educational Progress (NAEP), 2011–2024 Reading Assessments. • Created with Datawrapper

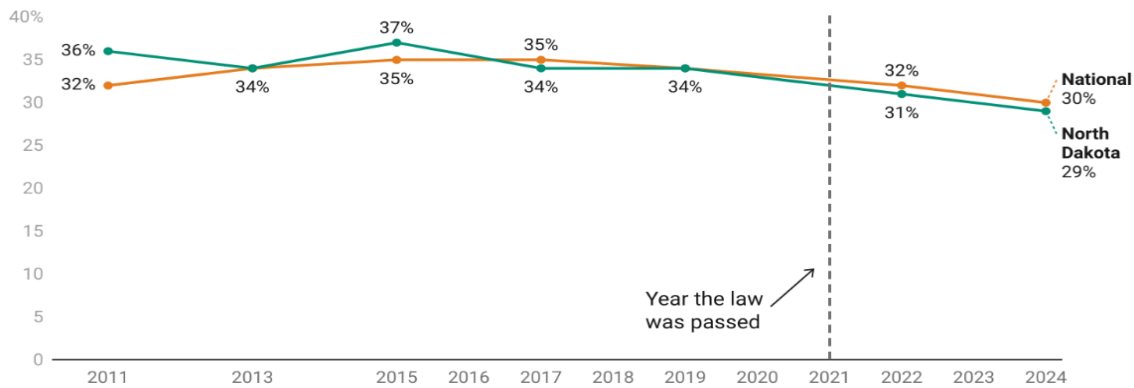
Share of students who are proficient readers: Grade 4 in North Carolina and the US



Results presented in this report are based on public school students only.

Chart: Massachusetts Teachers Association • Source: U.S. Department of Education, Institute of Education Sciences, National Center for Education Statistics, National Assessment of Educational Progress (NAEP), 2011–2024 Reading Assessments. • Created with Datawrapper

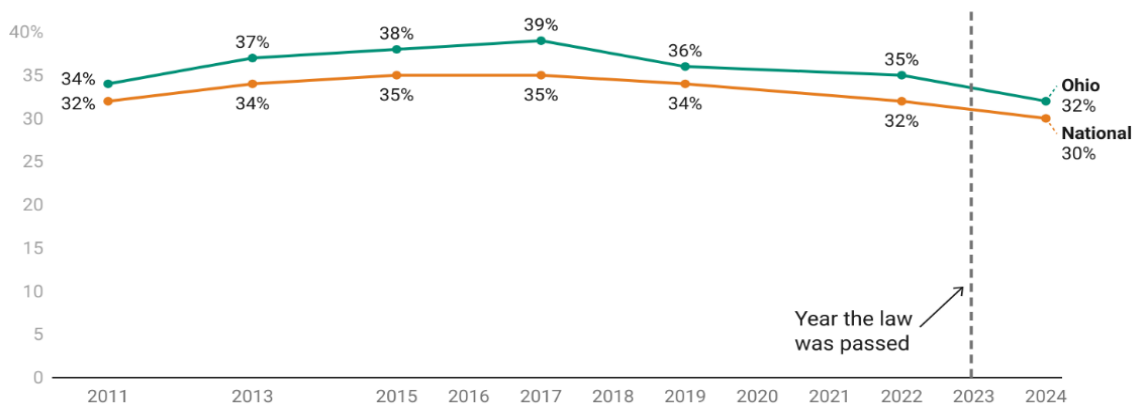
Share of students who are proficient readers: Grade 4 in North Dakota and the US



Results presented in this report are based on public school students only.

Chart: Massachusetts Teachers Association • Source: U.S. Department of Education, Institute of Education Sciences, National Center for Education Statistics, National Assessment of Educational Progress (NAEP), 2011–2024 Reading Assessments. • Created with Datawrapper

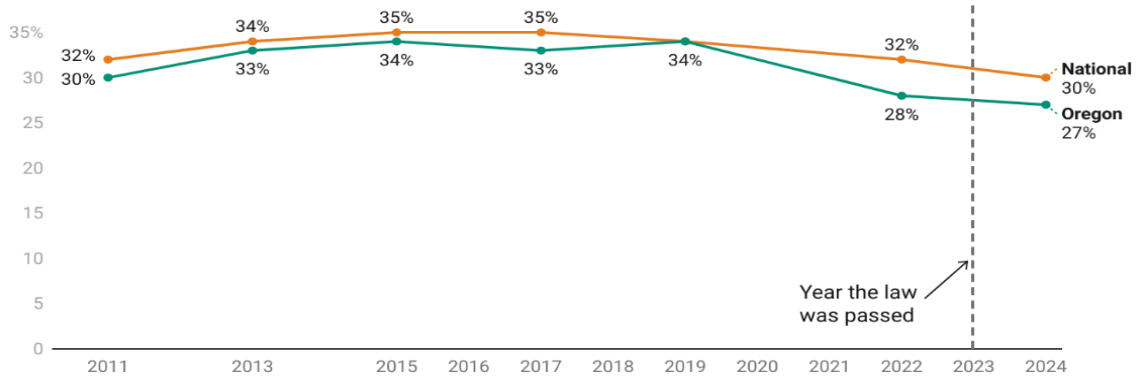
Share of students who are proficient readers: Grade 4 in Ohio and the US



Results presented in this report are based on public school students only.

Chart: Massachusetts Teachers Association • Source: U.S. Department of Education, Institute of Education Sciences, National Center for Education Statistics, National Assessment of Educational Progress (NAEP), 2011–2024 Reading Assessments. • Created with Datawrapper

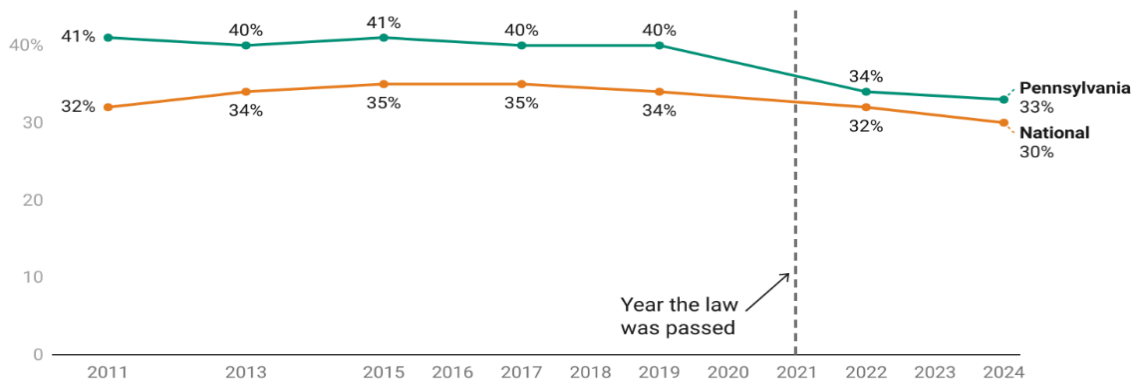
Share of students who are proficient readers: Grade 4 in Oregon and the US



Results presented in this report are based on public school students only.

Chart: Massachusetts Teachers Association • Source: U.S. Department of Education, Institute of Education Sciences, National Center for Education Statistics, National Assessment of Educational Progress (NAEP), 2011–2024 Reading Assessments. • Created with Datawrapper

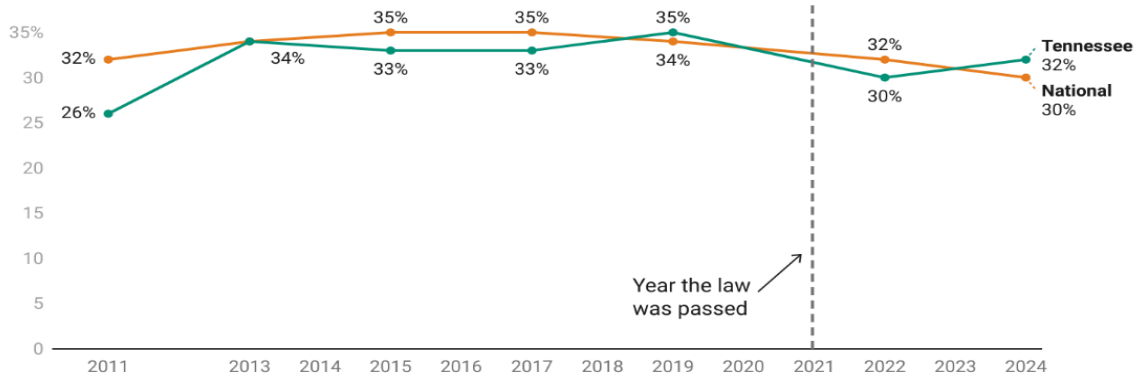
Share of students who are proficient readers: Grade 4 in Pennsylvania and the US



Results presented in this report are based on public school students only.

Chart: Massachusetts Teachers Association • Source: U.S. Department of Education, Institute of Education Sciences, National Center for Education Statistics, National Assessment of Educational Progress (NAEP), 2011–2024 Reading Assessments. • Created with Datawrapper

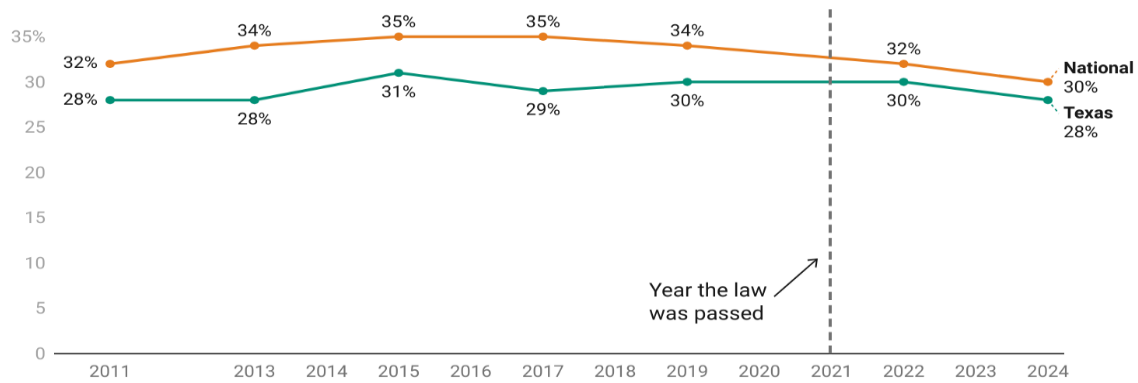
Share of students who are proficient readers: Grade 4 in Tennessee and the US



Results presented in this report are based on public school students only.

Chart: Massachusetts Teachers Association • Source: U.S. Department of Education, Institute of Education Sciences, National Center for Education Statistics, National Assessment of Educational Progress (NAEP), 2011–2024 Reading Assessments. • Created with Datawrapper

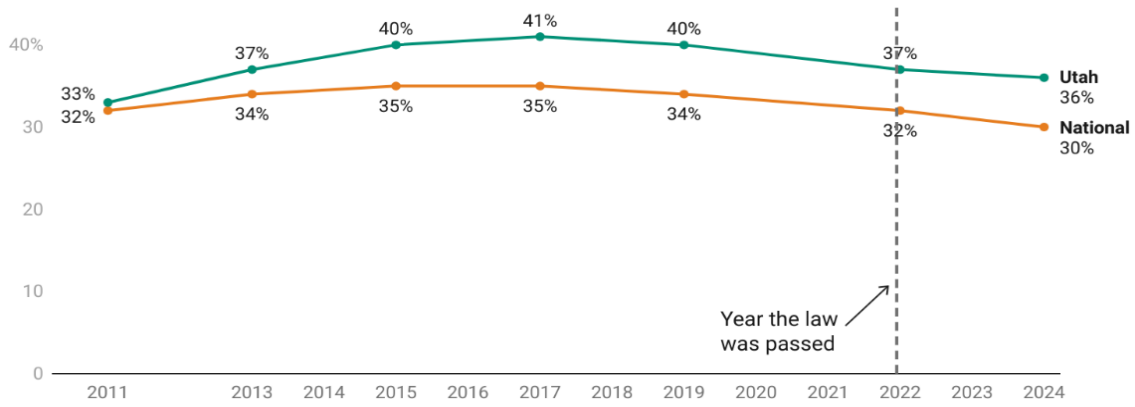
Share of students who are proficient readers: Grade 4 in Texas and the US



Results presented in this report are based on public school students only.

Chart: Massachusetts Teachers Association • Source: U.S. Department of Education, Institute of Education Sciences, National Center for Education Statistics, National Assessment of Educational Progress (NAEP), 2011–2024 Reading Assessments. • Created with Datawrapper

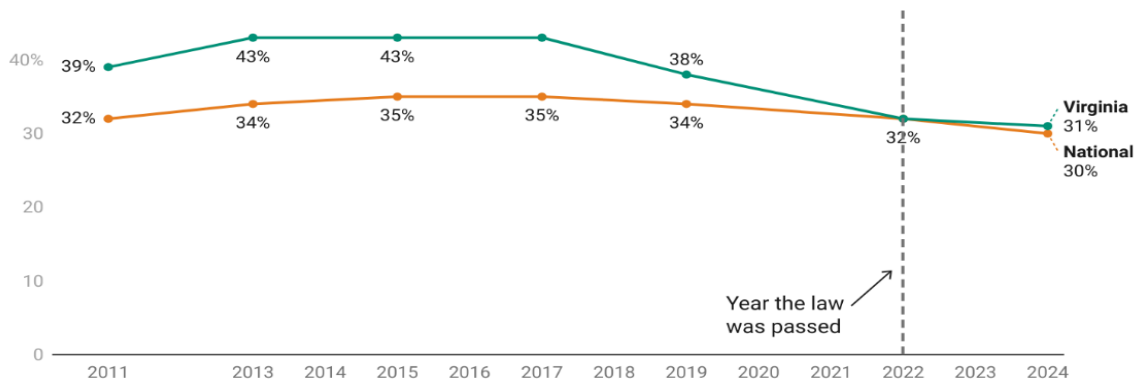
Share of students who are proficient readers: Grade 4 in Utah and the US



Results presented in this report are based on public school students only.

Chart: Massachusetts Teachers Association • Source: U.S. Department of Education, Institute of Education Sciences, National Center for Education Statistics, National Assessment of Educational Progress (NAEP), 2011–2024 Reading Assessments. • Created with Datawrapper

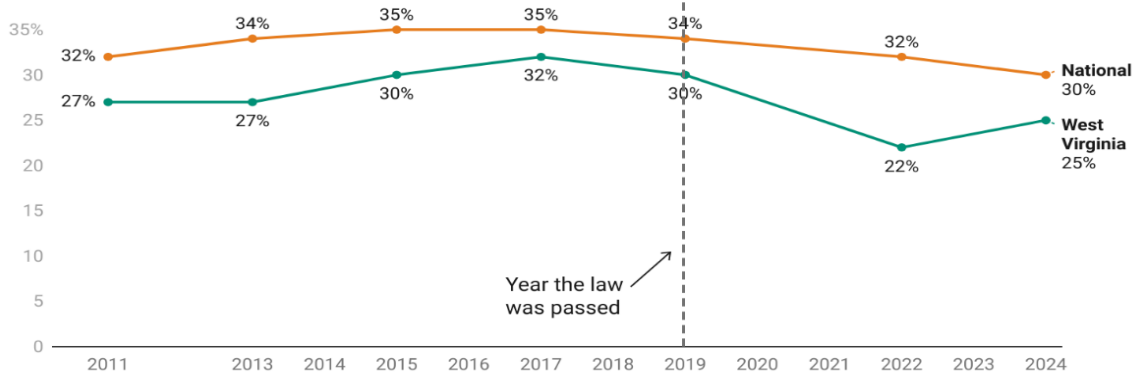
Share of students who are proficient readers: Grade 4 in Virginia and the US



Results presented in this report are based on public school students only.

Chart: Massachusetts Teachers Association • Source: U.S. Department of Education, Institute of Education Sciences, National Center for Education Statistics, National Assessment of Educational Progress (NAEP), 2011–2024 Reading Assessments. • Created with Datawrapper

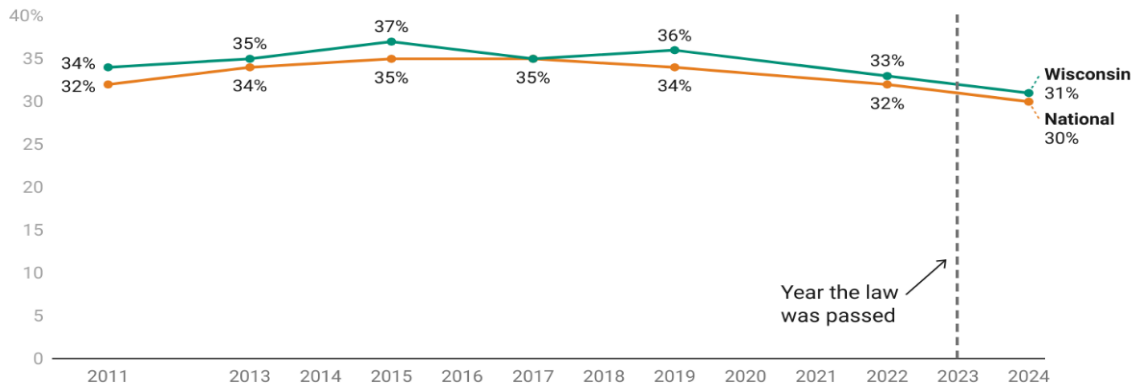
Share of students who are proficient readers: Grade 4 in West Virginia and the US



Results presented in this report are based on public school students only.

Chart: Massachusetts Teachers Association · Source: U.S. Department of Education, Institute of Education Sciences, National Center for Education Statistics, National Assessment of Educational Progress (NAEP), 2011–2024 Reading Assessments. · Created with Datawrapper

Share of students who are proficient readers: Grade 4 in Wisconsin and the US



Results presented in this report are based on public school students only.

Chart: Massachusetts Teachers Association · Source: U.S. Department of Education, Institute of Education Sciences, National Center for Education Statistics, National Assessment of Educational Progress (NAEP), 2011–2024 Reading Assessments. · Created with Datawrapper